

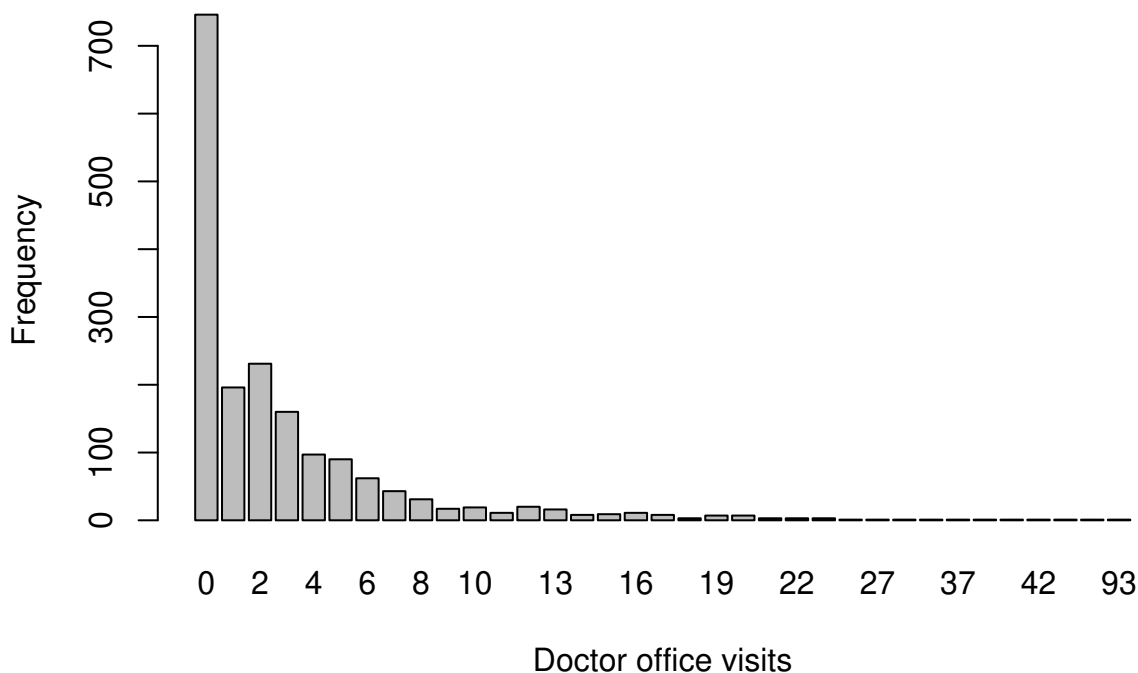
Variable Selection for Zero-inflated and Overdispersed Data with Application to Health Care Demand in Germany

Zhu Wang*

12/21/2022

This document reproduces the data analysis presented in Wang, Ma, and Wang (2015). In an effort to optimize the computing algorithms, the penalized regression can be slightly different. For a description of the theory behind application illustrated here we refer to the original manuscript. Riphahn, Wambach, and Million (2003) utilized a part of the German Socioeconomic Panel (GSOEP) data set to analyze the number of doctor visits. The original data have twelve annual waves from 1984 to 1995 for a representative sample of German households, which provide broad information on the health care utilization, current employment status, and the insurance arrangements under which subjects are protected. The data set contains number of doctor office visits for 1,812 West German men aged 25 to 65 years in the last three months of 1994. As shown in the figure, many doctor office visits are zeros, which can be difficult to fit with a Poisson or negative binomial model. Therefore, zero-inflated negative binomial (ZINB) model is considered.

```
require("mpath")
require("zic")
data(docvisits)
barplot(with(docvisits,table(docvisits)),ylab="Frequency",xlab="Doctor office visits")
```



We include the linear spline variables *age30* to *age60* and their interaction terms with the health satisfaction *health*.

*University of Tennessee Health Science Center, zwang145@uthsc.edu

```
dt <- docvisits[,-(2:3)]
tmp <- model.matrix(~age30*health+age35*health+age40*health+age45*health+age50*health
+age55*health+age60*health, data=dt)[,-(1:9)]
dat <- cbind(dt, tmp)
```

Full ZINB model with all predictor variables.

```
require("pscl")
m1 <- zeroinfl(docvisits~.|., data=dat, dist="negbin")
summary(m1)
```

```
##
## Call:
## zeroinfl(formula = docvisits ~ . | ., data = dat, dist = "negbin")
##
## Pearson residuals:
##      Min       1Q   Median       3Q      Max
## -1.0733 -0.6596 -0.3944  0.3006  9.9103
##
## Count model coefficients (negbin with log link):
##              Estimate Std. Error z value Pr(>|z|)
## (Intercept)      2.412223   0.345625   6.979 2.97e-12 ***
## health           -0.163824   0.034487  -4.750 2.03e-06 ***
## handicap          0.266916   0.194518   1.372 0.170003
## hdegree          -0.002009   0.003292  -0.610 0.541794
## married          -0.147205   0.092835  -1.586 0.112815
## schooling        -0.004578   0.015392  -0.297 0.766150
## hhincome          0.004407   0.016158   0.273 0.785061
## children          0.017414   0.088406   0.197 0.843848
## self             -0.359935   0.153892  -2.339 0.019341 *
## civil            -0.268081   0.160621  -1.669 0.095110 .
## bluec             0.103446   0.086148   1.201 0.229830
## employed         -0.093915   0.107228  -0.876 0.381114
## public           -0.011404   0.139589  -0.082 0.934889
## addon             0.364728   0.232492   1.569 0.116700
## age30TRUE         0.094128   0.362776   0.259 0.795277
## age35TRUE        -0.254808   0.367280  -0.694 0.487827
## age40TRUE         0.051516   0.398899   0.129 0.897242
## age45TRUE         0.720536   0.385682   1.868 0.061733 .
## age50TRUE         0.202441   0.341046   0.594 0.552786
## age55TRUE        -0.515859   0.307269  -1.679 0.093182 .
## age60TRUE         0.400798   0.313401   1.279 0.200944
## `age30TRUE:health` -0.011746   0.052057  -0.226 0.821486
## `health:age35TRUE`  0.043191   0.054266   0.796 0.426078
## `health:age40TRUE` -0.016689   0.061665  -0.271 0.786669
## `health:age45TRUE` -0.101236   0.061449  -1.647 0.099458 .
## `health:age50TRUE` -0.024100   0.053362  -0.452 0.651527
## `health:age55TRUE`  0.132920   0.051658   2.573 0.010080 *
## `health:age60TRUE` -0.095085   0.055927  -1.700 0.089100 .
## Log(theta)        0.322396   0.090459   3.564 0.000365 ***
##
## Zero-inflation model coefficients (binomial with logit link):
##              Estimate Std. Error z value Pr(>|z|)
## (Intercept)      -2.310575   0.977635  -2.363  0.0181 *
```

```

## health      0.227409  0.099828  2.278  0.0227 *
## handicap   -0.334183  0.755147 -0.443  0.6581
## hdegree    -0.002431  0.015623 -0.156  0.8763
## married    -0.403730  0.246993 -1.635  0.1021
## schooling   0.018518  0.038249  0.484  0.6283
## hhincome   -0.038419  0.044317 -0.867  0.3860
## children    0.505679  0.235329  2.149  0.0316 *
## self       -0.248887  0.477695 -0.521  0.6024
## civil       0.020958  0.383246  0.055  0.9564
## bluec      0.022825  0.222147  0.103  0.9182
## employed   -0.084464  0.297028 -0.284  0.7761
## public     -0.230413  0.338168 -0.681  0.4956
## addon      0.299854  0.524368  0.572  0.5674
## age30TRUE  -1.678718  1.325983 -1.266  0.2055
## age35TRUE   0.900184  1.443436  0.624  0.5329
## age40TRUE  -0.650137  1.442160 -0.451  0.6521
## age45TRUE   2.999399  1.200079  2.499  0.0124 *
## age50TRUE  -2.955447  1.700700 -1.738  0.0822 .
## age55TRUE   0.335945  1.808686  0.186  0.8526
## age60TRUE  -2.336454  2.684804 -0.870  0.3842
## `age30TRUE:health` 0.227952  0.162793  1.400  0.1614
## `health:age35TRUE` -0.110450  0.180807 -0.611  0.5413
## `health:age40TRUE` 0.115722  0.186281  0.621  0.5345
## `health:age45TRUE` -0.409613  0.163907 -2.499  0.0125 *
## `health:age50TRUE` 0.250811  0.220847  1.136  0.2561
## `health:age55TRUE` 0.107929  0.233733  0.462  0.6443
## `health:age60TRUE` 0.196009  0.339419  0.577  0.5636

```

```

## ---
## Signif. codes:  0 '***' 0.001 '**' 0.01 '*' 0.05 '.' 0.1 ' ' 1
##

```

```

## Theta = 1.3804
## Number of iterations in BFGS optimization: 65
## Log-likelihood: -3626 on 57 Df

```

```
cat("loglik of zero-inflated model", logLik(m1))
```

```
## loglik of zero-inflated model -3625.926
```

```
cat("BIC of zero-inflated model", AIC(m1, k=log(dim(dat)[1])))
```

```
## BIC of zero-inflated model 7679.476
```

```
cat("AIC of zero-inflated model", AIC(m1))
```

```
## AIC of zero-inflated model 7365.851
```

Backward stepwise variable selection with significance level alpha=0.01.

```
fitbe <- be.zeroinfl(m1, data=dat, dist="negbin", alpha=0.01, trace=FALSE)
summary(fitbe)
```

```

##
## Call:
## zeroinfl(formula = eval(parse(text = out)), data = data, dist = dist)
##
## Pearson residuals:
##      Min       1Q   Median       3Q      Max

```

```

## -1.0201 -0.6459 -0.3942  0.2961  8.6647
##
## Count model coefficients (negbin with log link):
##      Estimate Std. Error z value Pr(>|z|)
## (Intercept)  2.56617    0.09553  26.861 < 2e-16 ***
## health      -0.20133    0.01426 -14.117 < 2e-16 ***
## handicap     0.30305    0.08489   3.570 0.000357 ***
## self        -0.36627    0.11778  -3.110 0.001871 **
## civil       -0.33717    0.10434  -3.231 0.001232 **
## Log(theta)   0.23605    0.08981   2.628 0.008581 **
##
## Zero-inflation model coefficients (binomial with logit link):
##      Estimate Std. Error z value Pr(>|z|)
## (Intercept) -2.98383    0.37217  -8.017 1.08e-15 ***
## health       0.30104    0.04608   6.533 6.44e-11 ***
## age50TRUE   -1.00040    0.26019  -3.845 0.000121 ***
## ---
## Signif. codes:  0 '***' 0.001 '**' 0.01 '*' 0.05 '.' 0.1 ' ' 1
##
## Theta = 1.2662
## Number of iterations in BFGS optimization: 19
## Log-likelihood: -3656 on 9 Df
cat("loglik of zero-inflated model with backward selection",logLik(fitbe))

## loglik of zero-inflated model with backward selection -3656.257
cat("BIC of zero-inflated model with backward selection", AIC(fitbe,k=log(dim(dat)[1])))

## BIC of zero-inflated model with backward selection 7380.034
Compute LASSO estimates.
fit.lasso <- zipath(docvisits~.|.,data = dat, family = "negbin", nlambda=100,
                    lambda.zero.min.ratio=0.001, maxit.em=300, maxit.theta=25,
                    theta.fixed=FALSE, trace=FALSE, penalty="enet", rescale=FALSE)

Estimated coefficient parameters with smallest BIC value.
minBic <- which.min(BIC(fit.lasso))
coef(fit.lasso, minBic)

## $count
##      (Intercept)          health          handicap          hdegree
##      2.30544059        -0.17379228         0.15521112         0.00000000
##      married          schooling          hhincome          children
##      0.00000000         0.00000000         0.00000000         0.00000000
##      self            civil            bluec            employed
##      0.00000000         0.00000000         0.00000000         0.00000000
##      public          addon            age30TRUE         age35TRUE
##      0.05667312         0.00000000         0.00000000         0.00000000
##      age40TRUE         age45TRUE         age50TRUE         age55TRUE
##      0.00000000         0.00000000         0.03813017         0.09871357
##      age60TRUE `age30TRUE:health` `health:age35TRUE` `health:age40TRUE`
##      0.00000000         0.00000000         0.00000000         0.00000000
##      `health:age45TRUE` `health:age50TRUE` `health:age55TRUE` `health:age60TRUE`
##      0.00000000         0.00000000         0.00000000         0.00000000

```

```
##
## $zero
##      (Intercept)      health      handicap      hdegree
##      -2.7004768      0.2519975      0.0000000      0.0000000
##      married      schooling      hhincome      children
##      0.0000000      0.0000000      0.0000000      0.1958848
##      self      civil      bluec      employed
##      0.0000000      0.0000000      0.0000000      0.0000000
##      public      addon      age30TRUE      age35TRUE
##      0.0000000      0.0000000      0.0000000      0.0000000
##      age40TRUE      age45TRUE      age50TRUE      age55TRUE
##      0.0000000      0.0000000      -0.3975528      0.0000000
##      age60TRUE `age30TRUE:health` `health:age35TRUE` `health:age40TRUE`
##      0.0000000      0.0000000      0.0000000      0.0000000
## `health:age45TRUE` `health:age50TRUE` `health:age55TRUE` `health:age60TRUE`
##      0.0000000      0.0000000      0.0000000      0.0000000
```

```
cat("theta estimate", fit.lasso$theta[minBic])
```

```
## theta estimate 1.364578
```

Compute standard errors of coefficients and theta:

```
se(fit.lasso, minBic, log=FALSE)
```

```
## $count
## (Intercept)      health      handicap      public      age50TRUE      age55TRUE
## 0.15054073 0.01800520 0.10395229 0.09111704 0.10279568 0.11073563
##
## $zero
## (Intercept)      health      children      age50TRUE
## 0.28716188 0.03505522 0.15455293 0.18345847
##
## $theta
## [1] 0.1292102
```

Compute AIC, BIC, log-likelihood values of the selected model.

```
AIC(fit.lasso)[minBic]
```

```
## 0.048
## 7350.972
```

```
BIC(fit.lasso)[minBic]
```

```
## 0.048
## 7411.496
```

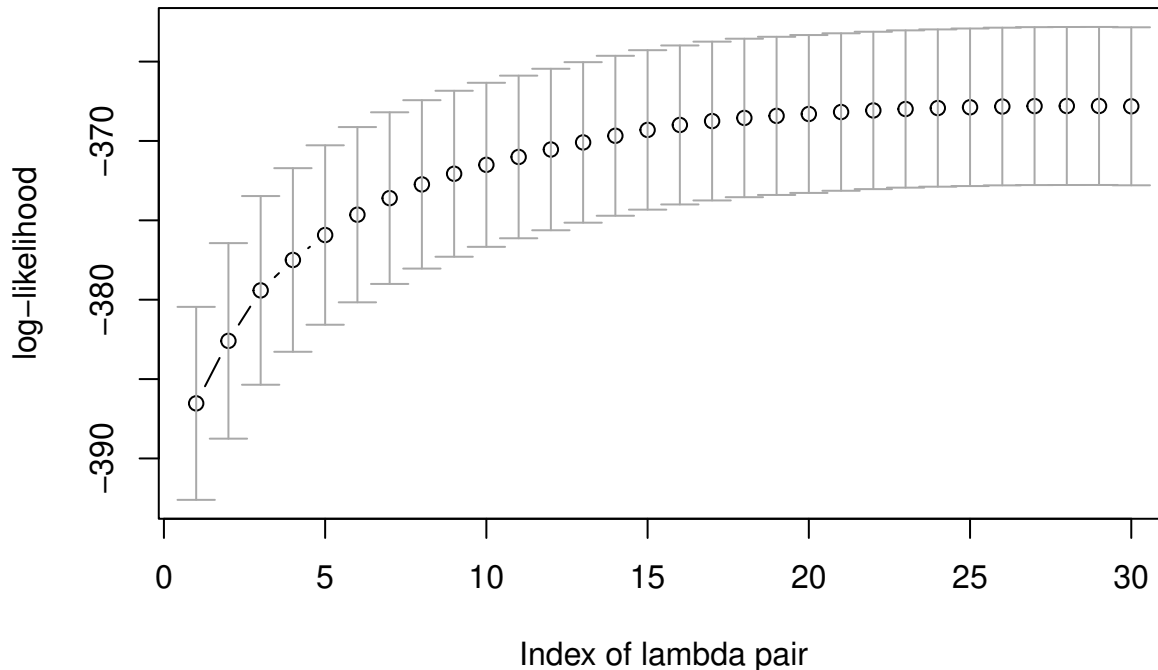
```
logLik(fit.lasso)[minBic]
```

```
## [1] -3664.486
```

Compute log-likelihood value via 10-fold cross-validation.

```
n <- dim(dat)[1]
K <- 10
set.seed(197)
foldid <- split(sample(1:n), rep(1:K, length = n))
fitcv <- cv.zipath(docvisits ~ . | ., data = dat, family = "negbin", nlambda=100,
                  lambda.count=fit.lasso$lambda.count[1:30],
```

```
lambda.zero= fit.lasso$lambda.zero[1:30],
maxit.em=300, maxit.theta=1, theta.fixed=FALSE,
penalty="enet", rescale=FALSE, foldid=foldid)
```



```
cat("cross-validated loglik", max(fitcv$cv))
```

```
## cross-validated loglik -367.7953
```

Compute MCP estimates. We compute solution paths for the first 30 pairs of shrinkage parameters (the EM algorithm can be slow), and then evaluate results as for the LASSO estimates. For cross-validation, set maximum number of iterations in estimating scaling parameter 1 ($\text{maxit.theta}=1$) to reduce computation costs.

```
tmp <- zipath(docvisits~.|.,data = dat, family = "negbin", gamma.count=2.7,
             gamma.zero=2.7, lambda.zero.min.ratio= 0.1, maxit=1, maxit.em=1,
             maxit.theta=2, theta.fixed=FALSE, penalty="mnet")
fit.mcp <- zipath(docvisits~.|.,data = dat, family = "negbin", gamma.count=2.7,
                 gamma.zero=2.7, lambda.count=tmp$lambda.count[1:30],
                 lambda.zero= tmp$lambda.zero[1:30], maxit.em=300, maxit.theta=25,
                 theta.fixed=FALSE, penalty="mnet")
```

Estimated coefficient parameters with smallest BIC value.

```
minBic <- which.min(BIC(fit.mcp))
coef(fit.mcp, minBic)
```

```
## $count
##      (Intercept)          health          handicap          hdegree
##      2.4857054        -0.1952631         0.2267380         0.0000000
##      married          schooling          hhincome          children
##      0.0000000          0.0000000         0.0000000         0.0000000
##      self            civil            bluec            employed
##      -0.3694420        -0.3314318         0.0000000         0.0000000
##      public            addon          age30TRUE         age35TRUE
```

```

##          0.0000000          0.0000000          0.0000000          0.0000000
##      age40TRUE          age45TRUE          age50TRUE          age55TRUE
##      0.0000000          0.0000000          0.0000000          0.2140696
##      age60TRUE `age30TRUE:health` `health:age35TRUE` `health:age40TRUE`
##      0.0000000          0.0000000          0.0000000          0.0000000
## `health:age45TRUE` `health:age50TRUE` `health:age55TRUE` `health:age60TRUE`
##      0.0000000          0.0000000          0.0000000          0.0000000
##
## $zero
##      (Intercept)          health          handicap          hdegree
##      -3.3545126          0.3169537          0.0000000          0.0000000
##      married          schooling          hhincome          children
##      0.0000000          0.0000000          0.0000000          0.4328507
##      self          civil          bluec          employed
##      0.0000000          0.0000000          0.0000000          0.0000000
##      public          addon          age30TRUE          age35TRUE
##      0.0000000          0.0000000          0.0000000          0.0000000
##      age40TRUE          age45TRUE          age50TRUE          age55TRUE
##      0.0000000          0.0000000          -0.6718362          0.0000000
##      age60TRUE `age30TRUE:health` `health:age35TRUE` `health:age40TRUE`
##      0.0000000          0.0000000          0.0000000          0.0000000
## `health:age45TRUE` `health:age50TRUE` `health:age55TRUE` `health:age60TRUE`
##      0.0000000          0.0000000          0.0000000          0.0000000

```

```
cat("theta estimate", fit.mcp$theta[minBic])
```

```
## theta estimate 1.276819
```

Compute standard errors of coefficients and theta:

```
se(fit.mcp, minBic, log=FALSE)
```

```

## $count
## (Intercept)          health          handicap          self          civil          age55TRUE
## 0.12483200 0.01814956 0.10380487 0.12199363 0.11886408 0.08564174
##
## $zero
## (Intercept)          health          children          age50TRUE
## 0.4086110 0.0450272 0.1772860 0.2509333
##
## $theta
## [1] 0.1336077

```

Compute AIC, BIC, log-likelihood values of the selected model.

```
AIC(fit.mcp)[minBic]
```

```
## 0.0228
## 7319.663
```

```
BIC(fit.mcp)[minBic]
```

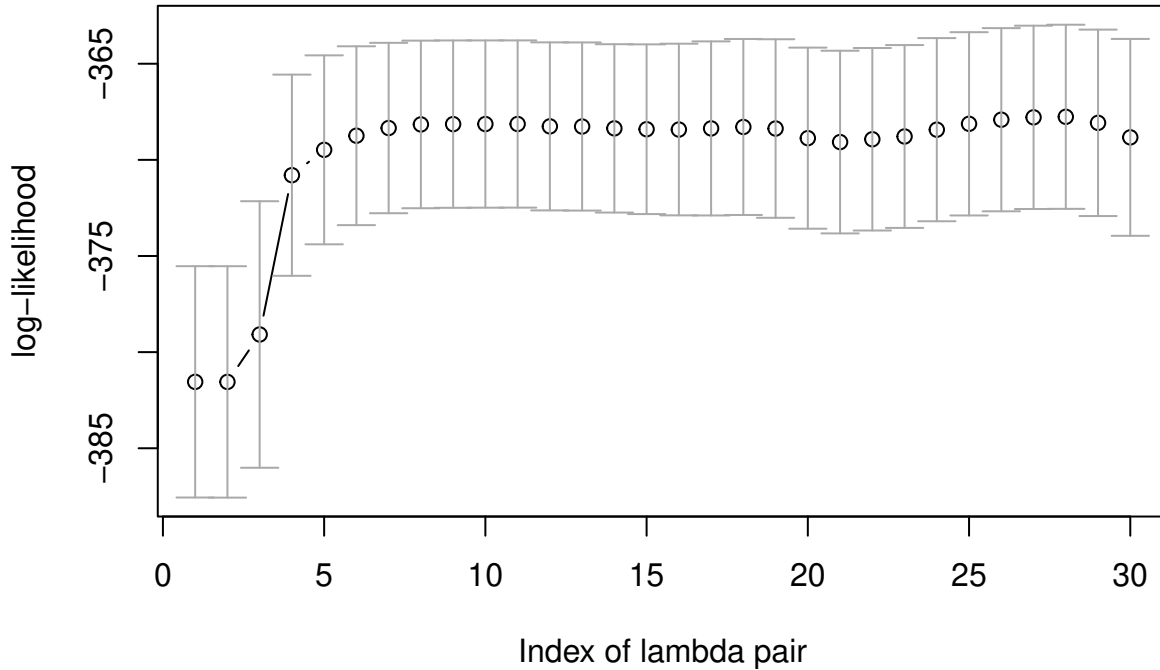
```
## 0.0228
## 7380.187
```

```
logLik(fit.mcp)[minBic]
```

```
## [1] -3648.831
```

Compute log-likelihood value via 10-fold cross-validation.

```
fitcv <- cv.zipath(docvisits ~ . | ., data = dat, family = "negbin", gamma.count=2.7,
  gamma.zero=2.7, lambda.count=tmp$lambda.count[1:30],
  lambda.zero= tmp$lambda.zero[1:30], maxit.em=300, maxit.theta=1,
  theta.fixed=FALSE, penalty="mnet", rescale=FALSE, foldid=foldid)
```



```
cat("cross-validated loglik", max(fitcv$cv))
```

```
## cross-validated loglik -367.7593
```

Compute SCAD estimates.

```
tmp <- zipath(docvisits~.|.,data = dat, family = "negbin", gamma.count=2.5,
  gamma.zero=2.5, lambda.zero.min.ratio= 0.01, maxit=1, maxit.em=1,
  maxit.theta=2, theta.fixed=FALSE, penalty="snet")
fit.scad <- zipath(docvisits~.|.,data = dat, family = "negbin", gamma.count=2.5,
  gamma.zero=2.5, lambda.count=tmp$lambda.count[1:30],
  lambda.zero= tmp$lambda.zero[1:30], maxit.em=300, maxit.theta=25,
  theta.fixed=FALSE, penalty="snet")
```

Estimated coefficient parameters with smallest BIC value.

```
minBic <- which.min(BIC(fit.scad))
coef(fit.scad, minBic)
```

```
## $count
##      (Intercept)          health          handicap          hdegree
##      2.4875256      -0.1951818      0.2258675      0.0000000
##      married          schooling          hhincome          children
##      0.0000000      0.0000000      0.0000000      0.0000000
##      self          civil          bluec          employed
##      -0.3692021      -0.3314020      0.0000000      0.0000000
##      public          addon          age30TRUE          age35TRUE
##      0.0000000      0.0000000      0.0000000      0.0000000
```



```

##          age40TRUE          age45TRUE          age50TRUE          age55TRUE
##          0.0000000          0.0000000          0.0000000          0.2142137
##          age60TRUE `age30TRUE:health` `health:age35TRUE` `health:age40TRUE`
##          0.0000000          0.0000000          0.0000000          0.0000000
## `health:age45TRUE` `health:age50TRUE` `health:age55TRUE` `health:age60TRUE`
##          0.0000000          0.0000000          0.0000000          0.0000000
##
## $zero
##      (Intercept)          health          handicap          hdegree
##      -3.3157884          0.3142947          0.0000000          0.0000000
##      married          schooling          hhincome          children
##      0.0000000          0.0000000          0.0000000          0.4137072
##      self          civil          bluec          employed
##      0.0000000          0.0000000          0.0000000          0.0000000
##      public          addon          age30TRUE          age35TRUE
##      0.0000000          0.0000000          0.0000000          0.0000000
##      age40TRUE          age45TRUE          age50TRUE          age55TRUE
##      0.0000000          0.0000000          -0.6729928          0.0000000
##      age60TRUE `age30TRUE:health` `health:age35TRUE` `health:age40TRUE`
##      0.0000000          0.0000000          0.0000000          0.0000000
## `health:age45TRUE` `health:age50TRUE` `health:age55TRUE` `health:age60TRUE`
##      0.0000000          0.0000000          0.0000000          0.0000000

```

```
cat("theta estimate", fit.scad$theta[minBic])
```

```
## theta estimate 1.285932
```

Compute standard errors of coefficients and theta:

```
se(fit.scad, minBic, log=FALSE)
```

```

## $count
## (Intercept)          health          handicap          self          civil          age55TRUE
## 0.12477762 0.01812803 0.10376182 0.12195491 0.11884231 0.08555418
##
## $zero
## (Intercept)          health          children          age50TRUE
## 0.39924146 0.04438007 0.17474182 0.24738755
##
## $theta
## [1] 0.1336176

```

Compute AIC, BIC, log-likelihood values of the selected model.

```
AIC(fit.scad)[minBic]
```

```
## 0.0228
## 7319.682
```

```
BIC(fit.scad)[minBic]
```

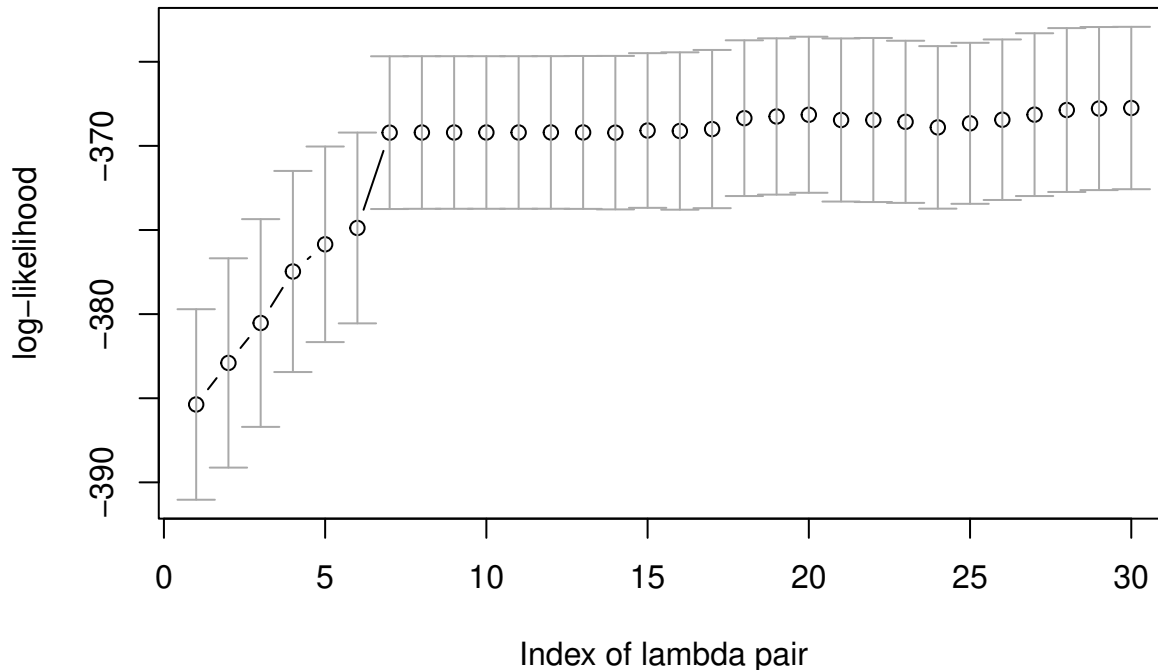
```
## 0.0228
## 7380.206
```

```
logLik(fit.scad)[minBic]
```

```
## [1] -3648.841
```

Compute log-likelihood value via 10-fold cross-validation.

```
fitcv <- cv.zipath(docvisits ~ . | ., data = dat, family = "negbin", gamma.count=2.5,
  gamma.zero=2.5, lambda.count=tmp$lambda.count[1:30],
  lambda.zero= tmp$lambda.zero[1:30], maxit.em=300, maxit.theta=1,
  theta.fixed=FALSE, penalty="snet", rescale=FALSE, foldid=foldid)
```



```
cat("cross-validated loglik", max(fitcv$cv))
```

```
## cross-validated loglik -367.7493
```

```
sessionInfo()
```

```
## R version 4.1.3 (2022-03-10)
## Platform: x86_64-pc-linux-gnu (64-bit)
## Running under: Ubuntu 18.04.6 LTS
##
## Matrix products: default
## BLAS: /usr/lib/x86_64-linux-gnu/blas/libblas.so.3.7.1
## LAPACK: /usr/lib/x86_64-linux-gnu/lapack/liblapack.so.3.7.1
##
## locale:
## [1] LC_CTYPE=en_US.UTF-8 LC_NUMERIC=C
## [3] LC_TIME=en_US.UTF-8 LC_COLLATE=en_US.UTF-8
## [5] LC_MONETARY=en_US.UTF-8 LC_MESSAGES=en_US.UTF-8
## [7] LC_PAPER=en_US.UTF-8 LC_NAME=C
## [9] LC_ADDRESS=C LC_TELEPHONE=C
## [11] LC_MEASUREMENT=en_US.UTF-8 LC_IDENTIFICATION=C
##
## attached base packages:
## [1] stats graphics grDevices utils datasets methods base
##
## other attached packages:
## [1] pscl_1.5.5 zic_0.9.1 mpath_0.4-2.23 pamr_1.56.1 survival_3.4-0
## [6] cluster_2.1.4 glmnet_4.1-6 Matrix_1.5-3
```

```
##
## loaded via a namespace (and not attached):
## [1] Rcpp_1.0.9          compiler_4.1.3      highr_0.9
## [4] iterators_1.0.14    tools_4.1.3         rpart_4.1.19
## [7] digest_0.6.31      evaluate_0.19       lifecycle_1.0.3
## [10] lattice_0.20-45    rlang_1.0.6         foreach_1.5.2
## [13] cli_3.5.0          yaml_2.3.6          parallel_4.1.3
## [16] gbm_2.1.8.1        xfun_0.35           fastmap_1.1.0
## [19] coda_0.19-4        stringr_1.5.0       knitr_1.41
## [22] vctrs_0.5.1        grid_4.1.3          bst_0.3-24
## [25] glue_1.6.2         WeightSVM_1.7-11    rmarkdown_2.19
## [28] magrittr_2.0.3     codetools_0.2-18    htmltools_0.5.4
## [31] splines_4.1.3      MASS_7.3-58.1       shape_1.4.6
## [34] numDeriv_2016.8-1.1 stringi_1.7.8        doParallel_1.0.17
```

References

- Riphahn, Regina T, Achim Wambach, and Andreas Million. 2003. "Incentive Effects in the Demand for Health Care: A Bivariate Panel Count Data Estimation." *Journal of Applied Econometrics* 18 (4): 387–405.
- Wang, Zhu, Shuangge Ma, and Ching-Yun Wang. 2015. "Variable Selection for Zero-Inflated and Overdispersed Data with Application to Health Care Demand in Germany." *Biometrical Journal* 33(29): 5192–5208. <http://dx.doi.org/10.1002/bimj.201400143>.